

# Instituto Municipal De Arte Y Cultura de Tijuana (IMAC)

BAJA CALIFORNIA

Estado Analítico del Ejercicio Financiero Presupuesto de Egresos

Clasificación por Objeto del Gasto (Capítulo y Concepto)

Del 01/ene/2017 Al 30/sep/2017


Fecha y 10/oct/2017


hora de Impresión 05:50 p.m.

Rep: rptEstadoPresupuestoEgresos\_CP\_CTO

Concepto	Egresos					Subejercicio 6 = ( 3 - 4 )
	Aprobado 1	Ampliaciones / (Reducciones) 2	Modificado 3=(1+2)	Devengado 4	Pagado 5	
<b>SERVICIOS PERSONALES</b>	<b>\$25,970,790.61</b>	<b>\$150,000.00</b>	<b>\$26,120,790.61</b>	<b>\$15,064,648.15</b>	<b>\$14,593,734.17</b>	<b>\$11,056,142.46</b>
REMUNERACIONES AL PERSONAL DE CARÁCTER PERMANEN	\$11,095,227.60	\$1,659,029.44	\$12,754,257.04	\$7,976,032.48	\$7,958,488.37	\$4,778,224.56
REMUNERACIONES AL PERSONAL DE CARÁCTER TRANSITOF	\$9,408,196.95	\$150,000.00	\$9,558,196.95	\$6,172,911.33	\$5,907,397.94	\$3,385,285.62
REMUNERACIONES ADICIONALES Y ESPECIALES	\$4,717,118.41	-\$1,667,029.44	\$3,050,088.97	\$517,040.63	\$456,212.75	\$2,533,048.34
SEGURIDAD SOCIAL	\$453,155.10	\$0.00	\$453,155.10	\$317,509.14	\$198,361.94	\$135,645.96
OTRAS PRESTACIONES SOCIALES Y ECONÓMICAS	\$297,092.55	\$8,000.00	\$305,092.55	\$81,154.57	\$73,273.17	\$223,937.98
PREVISIONES	\$0.00	\$0.00	\$0.00	\$0.00	\$0.00	\$0.00
PAGO DE ESTÍMULOS A SERVIDORES PÚBLICOS	\$0.00	\$0.00	\$0.00	\$0.00	\$0.00	\$0.00
<b>MATERIALES Y SUMINISTROS</b>	<b>\$2,152,500.00</b>	<b>-\$451,102.64</b>	<b>\$1,701,397.36</b>	<b>\$948,938.03</b>	<b>\$842,500.94</b>	<b>\$752,459.33</b>
MATERIALES DE ADMINISTRACIÓN, EMISIÓN DE DOCUEMNT	\$1,050,000.00	-\$281,602.64	\$768,397.36	\$481,808.48	\$414,846.90	\$286,588.88
ALIMENTOS Y UTENSILIOS	\$330,000.00	-\$105,000.00	\$225,000.00	\$59,108.19	\$57,132.89	\$165,891.81
MATERIAS PRIMAS Y MATERIALES DE PRODUCCIÓN Y COME	\$0.00	\$0.00	\$0.00	\$0.00	\$0.00	\$0.00
MATERIALES Y ARTICULOS DE CONSTRUCCION Y DE REPAR	\$192,000.00	\$36,500.00	\$228,500.00	\$144,575.73	\$114,791.07	\$83,924.27
PRODUCTOS QUIMICOS, FARMACEUTICOS Y DE LABORATOR	\$15,000.00	-\$8,000.00	\$7,000.00	\$2,861.54	\$2,861.54	\$4,138.46
COMBUSTIBLES, LUBRICANTES Y ADITIVOS	\$406,000.00	-\$92,000.00	\$314,000.00	\$196,065.07	\$188,748.79	\$117,934.93
VESTUARIO, BLANCOS, PRENDAS DE PROTECCIÓN Y ARTÍC	\$52,000.00	\$26,000.00	\$78,000.00	\$28,530.50	\$28,530.50	\$49,469.50
MATERIALES Y SUMINISTROS PARA SEGURIDAD	\$0.00	\$0.00	\$0.00	\$0.00	\$0.00	\$0.00
HERRAMIENTAS, REFACCIONES Y ACCESORIOS MENORES	\$107,500.00	-\$27,000.00	\$80,500.00	\$35,988.52	\$35,589.25	\$44,511.48
<b>SERVICIOS GENERALES</b>	<b>\$5,052,709.39</b>	<b>\$1,220,020.17</b>	<b>\$6,272,729.56</b>	<b>\$4,069,733.44</b>	<b>\$3,831,595.39</b>	<b>\$2,202,996.12</b>
SERVICIOS BÁSICOS	\$1,313,433.00	\$430,159.47	\$1,743,592.47	\$1,118,850.32	\$1,061,902.59	\$624,742.15
SERVICIOS DE ARRENDAMIENTO	\$300,000.00	-\$59,432.85	\$240,567.15	\$163,304.40	\$146,777.53	\$77,262.75
SERVICIOS PROFESIONALES, CIENTIFICOS, TECNICOS Y OTF	\$1,051,888.04	\$438,681.64	\$1,490,569.68	\$1,084,792.85	\$1,025,983.99	\$405,776.83
SERVICIOS FINANCIEROS, BANCARIOS Y COMERCIALES	\$291,000.00	-\$9,000.00	\$282,000.00	\$188,109.04	\$188,109.04	\$93,890.96

  
 LIC. HAYDE ZAVALA LEYVA  
 DIRECTORA

  
 C.P. MARTHA RUBI CARRILLO SISNEROS  
 SUBDIRECTORA ADMINISTRACIÓN Y FINANZAS



# Instituto Municipal De Arte Y Cultura de Tijuana (IMAC)

BAJA CALIFORNIA

Estado Analítico del Ejercicio Presupuestado de Egresos

Clasificación por Objeto del Gasto (Capítulo y Concepto)

Del 01/ene/2017 Al 30/sep/2017


Fecha y 10/oct/2017

hora de Impresión 05:50 p.m.

Rep: rptEstadoPresupuestoEgresos\_CP\_CTO

Concepto	Egresos					Subejercicio 6 = ( 3 - 4 )
	Aprobado 1	Ampliaciones / (Reducciones) 2	Modificado 3=(1+2)	Devengado 4	Pagado 5	
SERVICIOS DE INSTALACIÓN, REPARACIÓN, MANTENIMIENTO	\$323,000.00	\$39,200.00	\$362,200.00	\$124,603.73	\$122,802.73	\$237,596.27
SERVICIOS DE COMUNICACION SOCIAL Y PUBLICIDAD	\$111,000.00	\$9,280.00	\$120,280.00	\$13,920.00	\$13,920.00	\$106,360.00
SERVICIOS DE TRASLADO Y VIATICOS	\$174,005.08	\$267,758.53	\$441,763.61	\$309,923.65	\$309,510.85	\$131,839.96
SERVICIOS OFICIALES	\$125,000.00	\$12,000.00	\$137,000.00	\$61,000.45	\$58,357.48	\$75,999.55
OTROS SERVICIOS GENERALES	\$1,363,383.27	\$91,373.38	\$1,454,756.65	\$1,005,229.00	\$904,431.18	\$449,527.65
<b>TRANSFERENCIAS, ASIGNACIONES, SUBSIDIOS Y O</b>	<b>\$100,000.00</b>	<b>\$0.00</b>	<b>\$100,000.00</b>	<b>\$58,000.00</b>	<b>\$58,000.00</b>	<b>\$42,000.00</b>
TRANSFERENCIAS INTERNAS Y ASIGNACIONES AL SECTOR F	\$0.00	\$0.00	\$0.00	\$0.00	\$0.00	\$0.00
TRANSFERENCIAS AL RESTO DEL SECTOR PÚBLICO	\$0.00	\$0.00	\$0.00	\$0.00	\$0.00	\$0.00
SUBSIDIOS Y SUBVENCIONES	\$0.00	\$0.00	\$0.00	\$0.00	\$0.00	\$0.00
AYUDAS SOCIALES	\$100,000.00	\$0.00	\$100,000.00	\$58,000.00	\$58,000.00	\$42,000.00
PENSIONES Y JUBILACIONES	\$0.00	\$0.00	\$0.00	\$0.00	\$0.00	\$0.00
TRANSFERENCIAS A FIDEICOMISOS, MANDATOS Y OTROS AI	\$0.00	\$0.00	\$0.00	\$0.00	\$0.00	\$0.00
TRANSFERENCIAS A LA SEGURIDAD SOCIAL	\$0.00	\$0.00	\$0.00	\$0.00	\$0.00	\$0.00
DONATIVOS	\$0.00	\$0.00	\$0.00	\$0.00	\$0.00	\$0.00
TRANSFERENCIAS AL EXTERIOR	\$0.00	\$0.00	\$0.00	\$0.00	\$0.00	\$0.00
<b>BIENES MUEBLES, INMUEBLES E INTANGIBLES</b>	<b>\$150,000.00</b>	<b>\$0.00</b>	<b>\$150,000.00</b>	<b>\$36,277.84</b>	<b>\$0.00</b>	<b>\$113,722.16</b>
MOBILIARIO Y EQUIPO DE ADMINISTRACION	\$150,000.00	-\$16,000.00	\$134,000.00	\$36,277.84	\$0.00	\$97,722.16
MOBILIARIO Y EQUIPO EDUCACIONAL Y RECREATIVO	\$0.00	\$16,000.00	\$16,000.00	\$0.00	\$0.00	\$16,000.00
EQUIPO E INSTRUMENTAL MEDICO Y DE LABORATORIO	\$0.00	\$0.00	\$0.00	\$0.00	\$0.00	\$0.00
VEHÍCULOS Y EQUIPO DE TRANSPORTE	\$0.00	\$0.00	\$0.00	\$0.00	\$0.00	\$0.00
EQUIPO DE DEFENSA Y SEGURIDAD	\$0.00	\$0.00	\$0.00	\$0.00	\$0.00	\$0.00
MAQUINARIA, OTROS EQUIPOS Y HERRAMIENTAS	\$0.00	\$0.00	\$0.00	\$0.00	\$0.00	\$0.00
ACTIVOS BIOLÓGICOS	\$0.00	\$0.00	\$0.00	\$0.00	\$0.00	\$0.00

  
 LIC. HAYDE ZAVALA LEYVA  
 DIRECTORA

  
 C.P. MARTHA RUBI CARRILLO CISNEROS  
 SUBDIRECTORA ADMINISTRACIÓN Y FINANZAS



# Instituto Municipal De Arte Y Cultura de Tijuana (IMAC)

BAJA CALIFORNIA

Estado Analítico del Ejercicio Presupuestado de Egresos

Clasificación por Objeto del Gasto (Capítulo y Concepto)


Del 01/ene/2017 Al 30/sep/2017


Fecha y 10/oct/2017

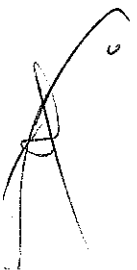
hora de Impresión 05:50 p.m.

Rep: rptEstadoPresupuestoEgresos\_CP\_CTO

Concepto	Egresos					Subejercicio 6 = (3 - 4)
	Aprobado 1	Ampliaciones / (Reducciones) 2	Modificado 3=(1+2)	Devengado 4	Pagado 5	
BIENES INMUEBLES	\$0.00	\$0.00	\$0.00	\$0.00	\$0.00	\$0.00
ACTIVOS INTANGIBLES	\$0.00	\$0.00	\$0.00	\$0.00	\$0.00	\$0.00
<b>INVERSION PÚBLICA</b>	<b>\$0.00</b>	<b>\$290,000.00</b>	<b>\$290,000.00</b>	<b>\$0.00</b>	<b>\$0.00</b>	<b>\$290,000.00</b>
OBRA PUBLICA EN BIENES DE DOMINIO PUBLICO	\$0.00	\$290,000.00	\$290,000.00	\$0.00	\$0.00	\$290,000.00
OBRA PUBLICA EN BIENES PROPIOS	\$0.00	\$0.00	\$0.00	\$0.00	\$0.00	\$0.00
PROYECTOS PRODUCTIVOS Y ACCIONES DE FOMENTO	\$0.00	\$0.00	\$0.00	\$0.00	\$0.00	\$0.00
<b>INVERSIONES FINANCIERAS Y OTRAS PROVISIONES</b>	<b>\$0.00</b>	<b>\$0.00</b>	<b>\$0.00</b>	<b>\$0.00</b>	<b>\$0.00</b>	<b>\$0.00</b>
INVERSIONES PARA EL FOMENTO DE ACTIVIDADES PRODUC	\$0.00	\$0.00	\$0.00	\$0.00	\$0.00	\$0.00
ACCIONES Y PARTICIPACIONES DE CAPITAL	\$0.00	\$0.00	\$0.00	\$0.00	\$0.00	\$0.00
COMPRA DE TITULOS Y VALORES	\$0.00	\$0.00	\$0.00	\$0.00	\$0.00	\$0.00
CONCESION DE PRESTAMOS	\$0.00	\$0.00	\$0.00	\$0.00	\$0.00	\$0.00
INVERSIONES EN FIDEICOMISOS, MANDATOS Y OTROS ANAL	\$0.00	\$0.00	\$0.00	\$0.00	\$0.00	\$0.00
OTRAS INVERSIONES FINANCIERAS	\$0.00	\$0.00	\$0.00	\$0.00	\$0.00	\$0.00
PROVISIONES PARA CONTINGENCIAS Y OTRAS EROGACIONI	\$0.00	\$0.00	\$0.00	\$0.00	\$0.00	\$0.00
<b>PARTICIPACIONES Y APORTACIONES</b>	<b>\$0.00</b>	<b>\$0.00</b>	<b>\$0.00</b>	<b>\$0.00</b>	<b>\$0.00</b>	<b>\$0.00</b>
PARTICIPACIONES	\$0.00	\$0.00	\$0.00	\$0.00	\$0.00	\$0.00
APORTACIONES	\$0.00	\$0.00	\$0.00	\$0.00	\$0.00	\$0.00
CONVENIOS	\$0.00	\$0.00	\$0.00	\$0.00	\$0.00	\$0.00
<b>DEUDA PÚBLICA</b>	<b>\$0.00</b>	<b>\$0.00</b>	<b>\$0.00</b>	<b>\$0.00</b>	<b>\$0.00</b>	<b>\$0.00</b>
AMORTIZACION DE LA DEUDA PÚBLICA	\$0.00	\$0.00	\$0.00	\$0.00	\$0.00	\$0.00
INTERESES DE LA DEUDA PÚBLICA	\$0.00	\$0.00	\$0.00	\$0.00	\$0.00	\$0.00
COMISIONES DE LA DEUDA PÚBLICA	\$0.00	\$0.00	\$0.00	\$0.00	\$0.00	\$0.00
GASTOS DE LA DEUDA PUBLICA	\$0.00	\$0.00	\$0.00	\$0.00	\$0.00	\$0.00

  
 LIC. HAYDE ZAVALA LEYVA  
 DIRECTORA

  
 C.P. MARTHA RUBI CARRILLO CISNEROS  
 SUBDIRECTORA ADMINISTRACIÓN Y FINANZAS



# Instituto Municipal De Arte Y Cultura de Tijuana (IMAC)

BAJA CALIFORNIA

Estado Analítico del Ejercicio F. Presupuesto de Egresos

Clasificación por Objeto del Gasto (Capítulo y Concepto)


Del 01/ene/2017 Al 30/sep/2017

Fecha y 10/oct/2017

hora de Impresión 05:50 p.m.

Rep: rptEstadoPresupuestoEgresos\_CP\_CTO


Concepto	Egresos					Subejercicio 6 = ( 3 - 4 )
	Aprobado 1	Ampliaciones / (Reducciones) 2	Modificado 3=(1+2)	Devengado 4	Pagado 5	
COSTO POR COBERTURAS	\$0.00	\$0.00	\$0.00	\$0.00	\$0.00	\$0.00
APOYOS FINANCIEROS	\$0.00	\$0.00	\$0.00	\$0.00	\$0.00	\$0.00
ADEUDOS DE EJERCICIOS FISCALES ANTERIORES (ADEFAS)	<b>\$0.00</b>	<b>\$0.00</b>	<b>\$0.00</b>	<b>\$0.00</b>	<b>\$0.00</b>	<b>\$0.00</b>
<b>Total del Gasto</b>	<b>\$33,426,000.00</b>	<b>\$1,208,917.53</b>	<b>\$34,634,917.53</b>	<b>\$20,177,597.46</b>	<b>\$19,325,830.50</b>	<b>\$14,457,320.07</b>



LIC. HAYDE ZAVALA LEYVA  
DIRECTORA



C.P. MARTHA RUBI CARRILLO CISNEROS  
SUBDIRECTORA ADMINISTRACIÓN Y FINANZAS



# Instituto Municipal De Arte Y Cultura de Tijuana (IMAC)

BAJA CALIFORNIA

## Estado Analítico del Ejercicio Presupuesto de Egresos

Clasificación Económica (por Tipo de Gasto)

Del 01/ene/2017 Al 30/sep/2017

Fecha y 10/oct/2017

hora de Impresión 05:54 p.m.

Rep: rptEstadoPresupuestoEgresos\_CL2

Concepto	Egresos					Subejercicio
	Aprobado	Ampliaciones / (Reducciones)	Modificado	Devengado	Pagado	
1 Gasto Corriente	\$33,276,000.00	\$918,917.53	\$34,194,917.53	\$20,141,319.62	\$19,325,830.50	\$14,053,597.91
2 Gasto de Capital	\$150,000.00	\$290,000.00	\$440,000.00	\$36,277.84	\$0.00	\$403,722.16
<b>Total</b>	<b>\$33,426,000.00</b>	<b>\$1,208,917.53</b>	<b>\$34,634,917.53</b>	<b>\$20,177,597.46</b>	<b>\$19,325,830.50</b>	<b>\$14,457,320.07</b>

  
 \_\_\_\_\_  
 LIC. HAYDE ZAVALA LEYVA  
 DIRECTORA

  
 \_\_\_\_\_  
 C.P. MARTHA RUBI CARRILLO CISNEROS  
 SUBDIRECTORA ADMINISTRACIÓN Y FINANZAS



# Instituto Municipal De Arte Y Cultura de Tijuana (IMAC)

## BAJA CALIFORNIA

### Estado Analítico del Ejercicio Presupuesto de Egresos

Clasificación Administrativa

| Del 01/ene/2017 Al 30/sep/2017

Fecha y 10/oct/2017

hora de Impresión 05:55 p.m.

Rep: rptEstadoPresupuestoEgresos\_UA3

Ejercicio del Presupuesto	Egreso Aprobado	Ampliaciones / (Reducciones)	Egreso Modificado	Egreso Comprometido	Egreso Devengado	Egreso Ejercido	Egreso Pagado	Subejercicio
<b>Sin Ramo/Dependencia</b>								
DIRECCION IMAC	\$2,733,075.30	\$35,000.00	\$2,768,075.30	\$2,645,255.30	\$1,706,042.88	\$1,702,715.50	\$1,672,959.47	\$1,062,032.42
SUBDIRECCION DE ADMINISTRACION Y FINANZAS	\$7,662,569.14	-\$335,632.84	\$7,326,936.30	\$5,902,147.79	\$4,330,314.87	\$4,266,155.42	\$4,026,518.35	\$2,996,621.43
SUBDIRECCION DE PROMOCION Y DESARROLLO CULT	\$20,167,856.68	\$1,488,050.37	\$21,655,907.05	\$20,210,982.09	\$12,469,204.64	\$12,458,398.19	\$12,040,181.86	\$9,186,702.41
COORDINACION DE BIBLIOTECAS	\$2,862,498.88	\$21,500.00	\$2,883,998.88	\$2,494,449.24	\$1,672,035.07	\$1,621,339.24	\$1,586,170.82	\$1,211,963.81
<b>Sin Ramo/Dependencia</b>	<b>\$33,426,000.00</b>	<b>\$1,208,917.53</b>	<b>\$34,634,917.53</b>	<b>\$31,252,834.42</b>	<b>\$20,177,597.46</b>	<b>\$20,050,608.35</b>	<b>\$19,325,830.50</b>	<b>\$14,457,320.07</b>
<b>Total Final</b>	<b>\$33,426,000.00</b>	<b>\$1,208,917.53</b>	<b>\$34,634,917.53</b>	<b>\$31,252,834.42</b>	<b>\$20,177,597.46</b>	<b>\$20,050,608.35</b>	<b>\$19,325,830.50</b>	<b>\$14,457,320.07</b>

  
 LIC. MAYDE ZAVALA LEYVA  
 DIRECTORA

  
 C.P. MARTHA RUBI CARRILLO CISNEROS  
 SUBDIRECTORA ADMINISTRACIÓN Y FINANZAS

X

# Instituto Municipal De Arte Y Cultura de Tijuana (IMAC)

BAJA CALIFORNIA

## Estado Analítico del Ejercicio Presupuesto de Egresos

Clasificación Funcional (Finalidad y Función)

Del 01/ene/2017 Al 30/sep/2017

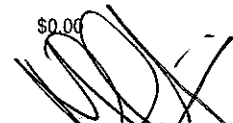
Fecha y 10/oct/2017


hora de Impresión 05:56 p.m.

Rep: rptEstadoPresupuestoEgresos\_FN3

Concepto	Egresos					Subejercicio 6 = ( 3 - 4 )
	Aprobado 1	Ampliaciones / (Reducciones) 2	Modificado 3=(1+2)	Devengado 4	Pagado 5	
<b>GOBIERNO</b>	\$0.00	\$0.00	\$0.00	\$0.00	\$0.00	\$0.00
LEGISLACIÓN	\$0.00	\$0.00	\$0.00	\$0.00	\$0.00	\$0.00
JUSTICIA	\$0.00	\$0.00	\$0.00	\$0.00	\$0.00	\$0.00
COORDINACIÓN DE LA POLÍTICA DE GOBIERNO	\$0.00	\$0.00	\$0.00	\$0.00	\$0.00	\$0.00
RELACIONES EXTERIORES	\$0.00	\$0.00	\$0.00	\$0.00	\$0.00	\$0.00
ASUNTOS FINANCIEROS Y HACENDARIOS	\$0.00	\$0.00	\$0.00	\$0.00	\$0.00	\$0.00
SEGURIDAD NACIONAL	\$0.00	\$0.00	\$0.00	\$0.00	\$0.00	\$0.00
ASUNTOS DE ORDEN PÚBLICO Y DE SEGURIDAD INTERIOR	\$0.00	\$0.00	\$0.00	\$0.00	\$0.00	\$0.00
OTROS SERVICIOS GENERALES	\$0.00	\$0.00	\$0.00	\$0.00	\$0.00	\$0.00
<b>DESARROLLO SOCIAL</b>	<b>\$33,426,000.00</b>	<b>\$1,208,917.53</b>	<b>\$34,634,917.53</b>	<b>\$20,177,597.46</b>	<b>\$19,325,830.50</b>	<b>\$14,457,320.07</b>
PROTECCIÓN AMBIENTAL	\$0.00	\$0.00	\$0.00	\$0.00	\$0.00	\$0.00
VIVIENDA Y SERVICIOS A LA COMUNIDAD	\$0.00	\$0.00	\$0.00	\$0.00	\$0.00	\$0.00
SALUD	\$0.00	\$0.00	\$0.00	\$0.00	\$0.00	\$0.00
RECREACIÓN, CULTURA Y OTRAS MANIFESTACIONES SOCIALES	\$33,426,000.00	\$1,208,917.53	\$34,634,917.53	\$20,177,597.46	\$19,325,830.50	\$14,457,320.07
EDUCACIÓN	\$0.00	\$0.00	\$0.00	\$0.00	\$0.00	\$0.00
PROTECCIÓN SOCIAL	\$0.00	\$0.00	\$0.00	\$0.00	\$0.00	\$0.00
OTROS ASUNTOS SOCIALES	\$0.00	\$0.00	\$0.00	\$0.00	\$0.00	\$0.00
<b>DESARROLLO ECONÓMICO</b>	<b>\$0.00</b>	<b>\$0.00</b>	<b>\$0.00</b>	<b>\$0.00</b>	<b>\$0.00</b>	<b>\$0.00</b>
ASUNTOS ECONÓMICOS, COMERCIALES Y LABORALES EN GENE	\$0.00	\$0.00	\$0.00	\$0.00	\$0.00	\$0.00
AGROPECUARIA, SILVICULTURA, PESCA Y CAZA	\$0.00	\$0.00	\$0.00	\$0.00	\$0.00	\$0.00
COMBUSTIBLES Y ENERGÍA	\$0.00	\$0.00	\$0.00	\$0.00	\$0.00	\$0.00
MINERÍA, MANUFACTURAS Y CONSTRUCCIÓN	\$0.00	\$0.00	\$0.00	\$0.00	\$0.00	\$0.00
TRANSPORTE	\$0.00	\$0.00	\$0.00	\$0.00	\$0.00	\$0.00

  
 LIC. HAYDE ZAVALA LEYVA  
 DIRECTORA

  
 C.P. MARTHA RUBI SARRILLO CISNEROS  
 SUBDIRECTORA ADMINISTRACIÓN Y FINANZAS



# Instituto Municipal De Arte Y Cultura de Tijuana (IMAC)

BAJA CALIFORNIA

## Estado Analítico del Ejercicio Presupuesto de Egresos

Clasificación Funcional (Finalidad y Función)

Del 01/ene/2017 Al 30/sep/2017

Fecha y 10/oct/2017

hora de Impresión 05:56 p.m.

Rep: rptEstadoPresupuestoEgresos\_FN3

Concepto	Egresos					Subejercicio 6 = ( 3 - 4 )
	Aprobado 1	Ampliaciones / (Reducciones) 2	Modificado 3=(1+2)	Devengado 4	Pagado 5	
COMUNICACIONES	\$0.00	\$0.00	\$0.00	\$0.00	\$0.00	\$0.00
TURISMO	\$0.00	\$0.00	\$0.00	\$0.00	\$0.00	\$0.00
CIENCIA, TECNOLOGÍA E INNOVACIÓN	\$0.00	\$0.00	\$0.00	\$0.00	\$0.00	\$0.00
OTRAS INDUSTRIAS Y OTROS ASUNTOS ECONÓMICOS	\$0.00	\$0.00	\$0.00	\$0.00	\$0.00	\$0.00
<b>OTRAS NO CLASIFICADAS EN FUNCIONES ANTERIORES</b>	<b>\$0.00</b>	<b>\$0.00</b>	<b>\$0.00</b>	<b>\$0.00</b>	<b>\$0.00</b>	<b>\$0.00</b>
TRANSACCIONES DE LA DEUDA PÚBLICA / COSTO FINANCIERO D	\$0.00	\$0.00	\$0.00	\$0.00	\$0.00	\$0.00
TRANSFERENCIAS, PARTICIPACIONES Y APORTACIONES ENTRE	\$0.00	\$0.00	\$0.00	\$0.00	\$0.00	\$0.00
SANEAMIENTO DEL SISTEMA FINANCIERO	\$0.00	\$0.00	\$0.00	\$0.00	\$0.00	\$0.00
ADEUDOS DE EJERCICIOS FISCALES ANTERIORES	\$0.00	\$0.00	\$0.00	\$0.00	\$0.00	\$0.00
<b>Gasto</b>	<b>\$33,426,000.00</b>	<b>\$1,208,917.53</b>	<b>\$34,634,917.53</b>	<b>\$20,177,597.46</b>	<b>\$19,325,830.50</b>	<b>\$14,457,320.07</b>

  
 LIC. HAYDE ZAVALA LEYVA  
 DIRECTORA

  
 C.P. MARTHA RUBI CARRILLO CISNEROS  
 SUBDIRECTORA ADMINISTRACIÓN Y FINANZAS





**Instituto Municipal De Arte Y Cultura de Tijuana (IMAC)**  
**BAJA CALIFORNIA**

**Estado del Ejercicio del Presupuesto por Capítulo del Gasto Al 30/sep/2017**



Usc: jmjimenez  
Rep: rptEstadoPresupuestoEgresos

Fecha y 10/oct/2017  
hora de Impresión 08:03 p.m.

Objeto del Gasto	Aprobado	Ampliaciones / (Reducciones)	Presupuesto Vigente	Comprometido	Presupuesto Disponible para Comprometer	Devengado	Comprometido No Devengado	Presupuesto Sin Devengar	Ejercido	Pagado	Cuentas por Pagar Deuda
<b>10000 SERVICIOS PERSONALES</b>	<b>\$25,970,790.61</b>	<b>\$150,000.00</b>	<b>\$26,120,790.61</b>	<b>\$26,120,790.61</b>	<b>\$0.00</b>	<b>\$15,064,648.15</b>	<b>\$11,056,142.46</b>	<b>\$11,056,142.46</b>	<b>\$15,015,588.10</b>	<b>\$14,593,734.17</b>	<b>\$470,913.98</b>
11000 REMUNERACIONES AL PERSONAL DE CARÁCTER F	\$11,095,227.60	\$1,659,029.44	\$12,754,257.04	\$12,754,257.04	\$0.00	\$7,976,032.48	\$4,778,224.56	\$4,778,224.56	\$7,976,032.48	\$7,958,488.37	\$17,544.11
11300 SUELDOS BASE AL PERSONAL PERMANENTE	\$11,095,227.60	\$1,659,029.44	\$12,754,257.04	\$12,754,257.04	\$0.00	\$7,976,032.48	\$4,778,224.56	\$4,778,224.56	\$7,976,032.48	\$7,958,488.37	\$17,544.11
11301 SUELDO TABULAR PERSONAL PERMANENTE	\$11,095,227.60	\$1,659,029.44	\$12,754,257.04	\$12,754,257.04	\$0.00	\$7,976,032.48	\$4,778,224.56	\$4,778,224.56	\$7,976,032.48	\$7,958,488.37	\$17,544.11
12000 REMUNERACIONES AL PERSONAL DE CARÁCTER T	\$9,408,196.95	\$150,000.00	\$9,558,196.95	\$9,558,196.95	\$0.00	\$6,172,911.33	\$3,385,285.62	\$3,385,285.62	\$6,145,176.31	\$5,907,397.94	\$265,513.39
12100 HONORARIOS ASIMILABLES A SALARIOS	\$9,408,196.95	\$150,000.00	\$9,558,196.95	\$9,558,196.95	\$0.00	\$6,172,911.33	\$3,385,285.62	\$3,385,285.62	\$6,145,176.31	\$5,907,397.94	\$265,513.39
12101 HONORARIOS ASIMILABLES A SALARIOS	\$9,408,196.95	\$150,000.00	\$9,558,196.95	\$9,558,196.95	\$0.00	\$6,172,911.33	\$3,385,285.62	\$3,385,285.62	\$6,145,176.31	\$5,907,397.94	\$265,513.39
REMUNERACIONES ADICIONALES Y ESPECIALES	\$4,717,118.41	-\$1,667,029.44	\$3,050,088.97	\$3,050,088.97	\$0.00	\$517,040.63	\$2,533,048.34	\$2,533,048.34	\$517,040.63	\$456,212.75	\$60,827.88
13100 PRIMAS POR AÑOS DE SERVICIOS EFECTIVOS PREC	\$2,452,095.03	-\$2,037,986.48	\$414,108.55	\$414,108.55	\$0.00	\$159,948.81	\$254,159.74	\$254,159.74	\$159,948.81	\$124,165.03	\$35,783.78
13102 PRIMA DE ANTIGÜEDAD	\$2,452,095.03	-\$2,037,986.48	\$414,108.55	\$414,108.55	\$0.00	\$159,948.81	\$254,159.74	\$254,159.74	\$159,948.81	\$124,165.03	\$35,783.78
13200 PRIMAS DE VACACIONES, DOMINICAL Y GRATIFICA	\$2,265,023.38	\$370,957.04	\$2,635,980.42	\$2,635,980.42	\$0.00	\$357,091.82	\$2,278,888.60	\$2,278,888.60	\$357,091.82	\$332,047.72	\$25,044.10
13202 PRIMA VACACIONAL	\$470,646.95	\$57,468.86	\$528,115.81	\$528,115.81	\$0.00	\$213,429.87	\$314,688.94	\$314,688.94	\$213,429.87	\$211,914.20	\$1,515.67
13203 GRATIFICACIÓN DE FIN DE AÑO	\$1,794,376.43	\$313,488.18	\$2,107,864.61	\$2,107,864.61	\$0.00	\$143,661.95	\$1,964,202.66	\$1,964,202.66	\$143,661.95	\$120,133.52	\$23,528.43
<b>14000 SEGURIDAD SOCIAL</b>	<b>\$453,155.10</b>	<b>\$0.00</b>	<b>\$453,155.10</b>	<b>\$453,155.10</b>	<b>\$0.00</b>	<b>\$317,509.14</b>	<b>\$135,645.96</b>	<b>\$135,645.96</b>	<b>\$302,720.16</b>	<b>\$198,361.94</b>	<b>\$119,147.20</b>
14100 APORTACIONES DE SEGURIDAD SOCIAL	\$430,655.10	\$0.00	\$430,655.10	\$430,655.10	\$0.00	\$317,509.14	\$113,145.96	\$113,145.96	\$302,720.16	\$198,361.94	\$119,147.20
14101 APORTACIONES PATRONALES DE SERVICIO MÉDICC	\$430,655.10	\$0.00	\$430,655.10	\$430,655.10	\$0.00	\$317,509.14	\$113,145.96	\$113,145.96	\$302,720.16	\$198,361.94	\$119,147.20
14400 APORTACIONES PARA SEGUROS	\$22,500.00	\$0.00	\$22,500.00	\$22,500.00	\$0.00	\$0.00	\$22,500.00	\$22,500.00	\$0.00	\$0.00	\$0.00
14401 SEGURO DE VIDA	\$22,500.00	\$0.00	\$22,500.00	\$22,500.00	\$0.00	\$0.00	\$22,500.00	\$22,500.00	\$0.00	\$0.00	\$0.00
<b>15000 OTRAS PRESTACIONES SOCIALES Y ECONÓMICAS</b>	<b>\$297,092.55</b>	<b>\$8,000.00</b>	<b>\$305,092.55</b>	<b>\$305,092.55</b>	<b>\$0.00</b>	<b>\$81,154.57</b>	<b>\$223,937.98</b>	<b>\$223,937.98</b>	<b>\$74,618.52</b>	<b>\$73,273.17</b>	<b>\$7,881.40</b>
15200 INDEMNIZACIONES	\$0.00	\$8,000.00	\$8,000.00	\$8,000.00	\$0.00	\$0.00	\$8,000.00	\$8,000.00	\$0.00	\$0.00	\$0.00
15201 INDEMNIZACIONES	\$0.00	\$8,000.00	\$8,000.00	\$8,000.00	\$0.00	\$0.00	\$8,000.00	\$8,000.00	\$0.00	\$0.00	\$0.00
15300 PRESTACIONES Y HABERES DE RETIRO	\$52,000.00	\$0.00	\$52,000.00	\$52,000.00	\$0.00	\$11,411.26	\$40,588.74	\$40,588.74	\$7,375.21	\$6,029.86	\$5,381.40
15302 PENSIONES Y JUBILACIONES POR CONVENIO	\$52,000.00	\$0.00	\$52,000.00	\$52,000.00	\$0.00	\$11,411.26	\$40,588.74	\$40,588.74	\$7,375.21	\$6,029.86	\$5,381.40
15400 PRESTACIONES CONTRACTUALES	\$245,092.55	\$0.00	\$245,092.55	\$245,092.55	\$0.00	\$69,743.31	\$175,349.24	\$175,349.24	\$67,243.31	\$67,243.31	\$2,500.00
15404 INCENTIVO A LA EFICIENCIA	\$135,810.14	\$0.00	\$135,810.14	\$135,810.14	\$0.00	\$0.00	\$135,810.14	\$135,810.14	\$0.00	\$0.00	\$0.00
15405 BONO POR BUENA DISPOSICIÓN	\$38,382.41	\$0.00	\$38,382.41	\$38,382.41	\$0.00	\$34,955.40	\$3,427.01	\$3,427.01	\$34,955.40	\$34,955.40	\$0.00
15412 OTRAS PRESTACIONES CONTRACTUALES	\$70,900.00	\$0.00	\$70,900.00	\$70,900.00	\$0.00	\$34,787.91	\$36,112.09	\$36,112.09	\$32,287.91	\$32,287.91	\$2,500.00
<b>20000 MATERIALES Y SUMINISTROS</b>	<b>\$2,152,500.00</b>	<b>-\$451,102.64</b>	<b>\$1,701,397.36</b>	<b>\$948,938.03</b>	<b>\$752,459.33</b>	<b>\$948,938.03</b>	<b>\$0.00</b>	<b>\$752,459.33</b>	<b>\$932,792.47</b>	<b>\$842,500.94</b>	<b>\$106,437.09</b>
21000 MATERIALES DE ADMINISTRACIÓN, EMISIÓN DE DI	\$1,050,000.00	-\$281,602.64	\$768,397.36	\$481,808.48	\$286,588.88	\$481,808.48	\$0.00	\$286,588.88	\$466,633.40	\$414,846.90	\$66,961.58
21100 MATERIALES, ÚTILES Y EQUIPOS MENORES DE OFIC	\$460,000.00	-\$205,000.00	\$255,000.00	\$160,698.93	\$94,301.07	\$160,698.93	\$0.00	\$94,301.07	\$160,143.85	\$134,722.30	\$25,976.63
21101 MATERIALES, ÚTILES Y EQUIPOS MENORES DE OFIC	\$400,000.00	-\$157,000.00	\$243,000.00	\$155,991.97	\$87,008.03	\$155,991.97	\$0.00	\$87,008.03	\$155,436.89	\$130,015.34	\$25,976.63
21102 OTROS EQUIPOS MENORES DE OFICINA	\$60,000.00	-\$48,000.00	\$12,000.00	\$4,706.96	\$7,293.04	\$4,706.96	\$0.00	\$7,293.04	\$4,706.96	\$4,706.96	\$0.00
21200 MATERIALES Y ÚTILES DE IMPRESIÓN Y REPRODUC	\$50,000.00	-\$26,602.64	\$23,397.36	\$23,397.36	\$0.00	\$23,397.36	\$0.00	\$0.00	\$23,397.36	\$23,397.36	\$0.00
21201 MATERIALES Y ÚTILES DE IMPRESIÓN Y REPRODUC	\$50,000.00	-\$26,602.64	\$23,397.36	\$23,397.36	\$0.00	\$23,397.36	\$0.00	\$0.00	\$23,397.36	\$23,397.36	\$0.00
21400 MATERIALES, ÚTILES Y EQUIPOS MENORES DE TEI	\$40,000.00	-\$10,000.00	\$30,000.00	\$11,293.15	\$18,706.85	\$11,293.15	\$0.00	\$18,706.85	\$11,293.15	\$11,293.15	\$0.00



**Instituto Municipal De Arte Y Cultura de Tijuana (IMAC)**  
**BAJA CALIFORNIA**  
**Estado del Ejercicio del Presupuesto por Capítulo del Gasto Al 30/sep/2017**

Ucr: jmjimenez  
 Rep: rptEstadoPresupuestoEgresos

Fecha y 10/oct/2017  
 hora de Impresión 06:03 p.m.

Objeto del Gasto	Aprobado	Ampliaciones / (Reducciones)	Presupuesto Vigente	Comprometido	Presupuesto Disponible para Comprometer	Devengado	Comprometido No Devengado	Presupuesto Sin Devengar	Ejercido	Pagado	Cuentas por Pagar Deuda
21401 MATERIALES, ÚTILES Y EQ. MENORES DE TECNOL	\$40,000.00	-\$10,000.00	\$30,000.00	\$11,293.15	\$18,706.85	\$11,293.15	\$0.00	\$18,706.85	\$11,293.15	\$11,293.15	\$0.00
21500 MATERIAL IMPRESO E INFORMACIÓN DIGITAL	\$80,000.00	-\$50,000.00	\$30,000.00	\$29,999.97	\$0.03	\$29,999.97	\$0.00	\$0.03	\$15,995.28	\$15,995.28	\$14,004.69
21501 MATERIAL IMPRESO Y DE APOYO INFORMATIVO	\$80,000.00	-\$50,000.00	\$30,000.00	\$29,999.97	\$0.03	\$29,999.97	\$0.00	\$0.03	\$15,995.28	\$15,995.28	\$14,004.69
21600 MATERIAL DE LIMPIEZA	\$220,000.00	\$90,000.00	\$310,000.00	\$170,281.35	\$139,718.65	\$170,281.35	\$0.00	\$139,718.65	\$170,281.35	\$144,466.40	\$25,814.95
21601 MATERIAL DE LIMPIEZA	\$220,000.00	\$90,000.00	\$310,000.00	\$170,281.35	\$139,718.65	\$170,281.35	\$0.00	\$139,718.65	\$170,281.35	\$144,466.40	\$25,814.95
21700 MATERIALES Y ÚTILES DE ENSEÑANZA	\$200,000.00	-\$80,000.00	\$120,000.00	\$86,137.72	\$33,862.28	\$86,137.72	\$0.00	\$33,862.28	\$85,522.41	\$84,972.41	\$1,165.31
21701 MATERIAL DIDÁCTICO	\$200,000.00	-\$80,000.00	\$120,000.00	\$86,137.72	\$33,862.28	\$86,137.72	\$0.00	\$33,862.28	\$85,522.41	\$84,972.41	\$1,165.31
ALIMENTOS Y UTENSILIOS	\$330,000.00	-\$105,000.00	\$225,000.00	\$59,108.19	\$165,891.81	\$59,108.19	\$0.00	\$165,891.81	\$58,576.39	\$57,132.89	\$1,975.30
22100 PRODUCTOS ALIMENTICIOS PARA PERSONAS	\$320,000.00	-\$105,000.00	\$215,000.00	\$57,274.19	\$157,725.81	\$57,274.19	\$0.00	\$157,725.81	\$56,842.39	\$55,298.89	\$1,975.30
22104 ALIMENTACION DE PERSONAL	\$10,000.00	\$0.00	\$10,000.00	\$817.00	\$9,183.00	\$817.00	\$0.00	\$9,183.00	\$817.00	\$817.00	\$0.00
22105 AGUA Y HIELO PARA CONSUMO HUMANO	\$50,000.00	-\$10,000.00	\$40,000.00	\$25,706.99	\$14,293.01	\$25,706.99	\$0.00	\$14,293.01	\$25,656.49	\$24,112.99	\$1,594.00
22106 ARTÍCULOS DE CAFETERÍA	\$160,000.00	-\$50,000.00	\$110,000.00	\$10,246.38	\$99,753.62	\$10,246.38	\$0.00	\$99,753.62	\$9,865.08	\$9,865.08	\$381.30
22108 ALIMENTOS PARA EVENTOS	\$100,000.00	-\$45,000.00	\$55,000.00	\$20,503.82	\$34,496.18	\$20,503.82	\$0.00	\$34,496.18	\$20,503.82	\$20,503.82	\$0.00
22300 UTENSILIOS PARA EL SERVICIO DE ALIMENTACIÓN	\$10,000.00	\$0.00	\$10,000.00	\$1,834.00	\$8,166.00	\$1,834.00	\$0.00	\$8,166.00	\$1,834.00	\$1,834.00	\$0.00
22301 UTENSILIOS PARA EL SERVICIO DE ALIMENTACIÓN	\$10,000.00	\$0.00	\$10,000.00	\$1,834.00	\$8,166.00	\$1,834.00	\$0.00	\$8,166.00	\$1,834.00	\$1,834.00	\$0.00
24000 MATERIALES Y ARTICULOS DE CONSTRUCCION Y I	\$192,000.00	\$36,500.00	\$228,500.00	\$144,575.73	\$83,924.27	\$144,575.73	\$0.00	\$83,924.27	\$144,342.05	\$114,791.07	\$29,784.66
24100 PRODUCTOS MINERALES NO METÁLICOS	\$10,000.00	-\$9,000.00	\$1,000.00	\$0.00	\$1,000.00	\$0.00	\$0.00	\$1,000.00	\$0.00	\$0.00	\$0.00
24101 PRODUCTOS MINERALES NO METÁLICOS	\$10,000.00	-\$9,000.00	\$1,000.00	\$0.00	\$1,000.00	\$0.00	\$0.00	\$1,000.00	\$0.00	\$0.00	\$0.00
24200 CEMENTO Y PRODUCTOS DE CONCRETO	\$5,000.00	\$0.00	\$5,000.00	\$433.90	\$4,566.10	\$433.90	\$0.00	\$4,566.10	\$433.90	\$433.90	\$0.00
24201 CEMENTO Y PRODUCTOS DE CONCRETO	\$5,000.00	\$0.00	\$5,000.00	\$433.90	\$4,566.10	\$433.90	\$0.00	\$4,566.10	\$433.90	\$433.90	\$0.00
24300 CAL, YESO Y PRODUCTOS DE YESO	\$5,000.00	\$0.00	\$5,000.00	\$1,453.07	\$3,546.93	\$1,453.07	\$0.00	\$3,546.93	\$1,453.07	\$0.00	\$1,453.07
24301 CAL, YESO Y PRODUCTOS DE YESO	\$5,000.00	\$0.00	\$5,000.00	\$1,453.07	\$3,546.93	\$1,453.07	\$0.00	\$3,546.93	\$1,453.07	\$0.00	\$1,453.07
24400 MADERA Y PRODUCTOS DE MADERA	\$5,000.00	\$0.00	\$5,000.00	\$0.00	\$5,000.00	\$0.00	\$0.00	\$5,000.00	\$0.00	\$0.00	\$0.00
24401 MADERA Y PRODUCTOS DE MADERA	\$5,000.00	\$0.00	\$5,000.00	\$0.00	\$5,000.00	\$0.00	\$0.00	\$5,000.00	\$0.00	\$0.00	\$0.00
24500 VIDRIO Y PRODUCTOS DE VIDRIO	\$2,000.00	\$0.00	\$2,000.00	\$348.00	\$1,652.00	\$348.00	\$0.00	\$1,652.00	\$348.00	\$348.00	\$0.00
24501 VIDRIO Y PRODUCTOS DE VIDRIO	\$2,000.00	\$0.00	\$2,000.00	\$348.00	\$1,652.00	\$348.00	\$0.00	\$1,652.00	\$348.00	\$348.00	\$0.00
24600 MATERIAL ELÉCTRICO Y ELECTRÓNICO	\$80,000.00	-\$34,500.00	\$45,500.00	\$8,995.93	\$36,504.07	\$8,995.93	\$0.00	\$36,504.07	\$8,995.93	\$8,383.45	\$612.48
24601 MATERIAL ELÉCTRICO	\$80,000.00	-\$34,500.00	\$45,500.00	\$8,995.93	\$36,504.07	\$8,995.93	\$0.00	\$36,504.07	\$8,995.93	\$8,383.45	\$612.48
24700 ARTÍCULOS METÁLICOS PARA LA CONSTRUCCIÓN	\$5,000.00	\$0.00	\$5,000.00	\$1,493.77	\$3,506.23	\$1,493.77	\$0.00	\$3,506.23	\$1,493.77	\$1,138.79	\$354.98
24701 ARTÍCULOS METÁLICOS PARA LA CONSTRUCCIÓN	\$5,000.00	\$0.00	\$5,000.00	\$1,493.77	\$3,506.23	\$1,493.77	\$0.00	\$3,506.23	\$1,493.77	\$1,138.79	\$354.98
24800 OTROS MATERIALES Y ARTÍCULOS DE CONSTRUCC	\$80,000.00	\$80,000.00	\$160,000.00	\$131,851.06	\$28,148.94	\$131,851.06	\$0.00	\$28,148.94	\$131,617.38	\$104,488.93	\$27,364.13
24801 OTROS MATERIALES Y ARTÍCULOS DE CONSTRUCC	\$80,000.00	\$80,000.00	\$160,000.00	\$131,851.06	\$28,148.94	\$131,851.06	\$0.00	\$28,148.94	\$131,617.38	\$104,488.93	\$27,364.13
25000 PRODUCTOS QUIMICOS, FARMACEUTICOS Y DE LA	\$15,000.00	-\$8,000.00	\$7,000.00	\$2,861.54	\$4,138.46	\$2,861.54	\$0.00	\$4,138.46	\$2,861.54	\$2,861.54	\$0.00
25300 MEDICINAS Y PRODUCTOS FARMACÉUTICOS	\$5,000.00	\$0.00	\$5,000.00	\$2,066.00	\$2,934.00	\$2,066.00	\$0.00	\$2,934.00	\$2,066.00	\$2,066.00	\$0.00
25301 MEDICINAS Y PRODUCTOS FARMACÉUTICOS	\$5,000.00	\$0.00	\$5,000.00	\$2,066.00	\$2,934.00	\$2,066.00	\$0.00	\$2,934.00	\$2,066.00	\$2,066.00	\$0.00

**Instituto Municipal De Arte Y Cultura de Tijuana (IMAC)**  
**BAJA CALIFORNIA**  
**Estado del Ejercicio del Presupuesto por Capítulo del Gasto Al 30/sep/2017**



Usr: jmjlmenez  
 Rep: rptEstadoPresupuestoEgresos

Fecha y 10/oct/2017  
 hora de Impresión 08:03 p.m.

Objeto del Gasto	Aprobado	Ampliaciones / (Reducciones)	Presupuesto Vigente	Comprometido	Presupuesto Disponble para Comprometer	Devengado	Comprometido No Devengado	Presupuesto Sin Devengar	Ejercido	Pagado	Cuentas por Pagar Deuda
25600 FIBRAS SINTÉTICAS, HULES, PLÁSTICOS Y DERIVAD	\$10,000.00	-\$8,000.00	\$2,000.00	\$795.54	\$1,204.46	\$795.54	\$0.00	\$1,204.46	\$795.54	\$795.54	\$0.00
25601 FIBRAS SINTÉTICAS, HULES, PLÁSTICOS Y DERIVAD	\$10,000.00	-\$8,000.00	\$2,000.00	\$795.54	\$1,204.46	\$795.54	\$0.00	\$1,204.46	\$795.54	\$795.54	\$0.00
26000 COMBUSTIBLES, LUBRICANTES Y ADITIVOS	\$408,000.00	-\$92,000.00	\$314,000.00	\$196,065.07	\$117,934.93	\$196,065.07	\$0.00	\$117,934.93	\$196,065.07	\$188,748.79	\$7,316.28
26100 COMBUSTIBLES, LUBRICANTES Y ADITIVOS	\$406,000.00	-\$92,000.00	\$314,000.00	\$196,065.07	\$117,934.93	\$196,065.07	\$0.00	\$117,934.93	\$196,065.07	\$188,748.79	\$7,316.28
26101 COMBUSTIBLES	\$400,000.00	-\$90,000.00	\$310,000.00	\$195,246.47	\$114,753.53	\$195,246.47	\$0.00	\$114,753.53	\$195,246.47	\$187,930.19	\$7,316.28
26102 LUBRICANTES Y ADITIVOS	\$6,000.00	-\$2,000.00	\$4,000.00	\$818.60	\$3,181.40	\$818.60	\$0.00	\$3,181.40	\$818.60	\$818.60	\$0.00
27000 VESTUARIO, BLANCOS, PRENDAS DE PROTECCIÓN	\$52,000.00	\$26,000.00	\$78,000.00	\$28,530.50	\$49,469.50	\$28,530.50	\$0.00	\$49,469.50	\$28,530.50	\$28,530.50	\$0.00
27100 VESTUARIO Y UNIFORMES	\$50,000.00	\$0.00	\$50,000.00	\$27,463.00	\$22,537.00	\$27,463.00	\$0.00	\$22,537.00	\$27,463.00	\$27,463.00	\$0.00
27101 VESTUARIO Y UNIFORMES	\$50,000.00	\$0.00	\$50,000.00	\$27,463.00	\$22,537.00	\$27,463.00	\$0.00	\$22,537.00	\$27,463.00	\$27,463.00	\$0.00
27200 PRENDAS DE SEGURIDAD Y PROTECCIÓN PERSONAL	\$1,000.00	\$0.00	\$1,000.00	\$609.50	\$390.50	\$609.50	\$0.00	\$390.50	\$609.50	\$609.50	\$0.00
27201 ROPA DE PROTECCIÓN PERSONAL	\$1,000.00	\$0.00	\$1,000.00	\$609.50	\$390.50	\$609.50	\$0.00	\$390.50	\$609.50	\$609.50	\$0.00
27400 PRODUCTOS TEXTILES	\$1,000.00	\$26,000.00	\$27,000.00	\$458.00	\$26,542.00	\$458.00	\$0.00	\$26,542.00	\$458.00	\$458.00	\$0.00
27401 PRODUCTOS TEXTILES	\$1,000.00	\$26,000.00	\$27,000.00	\$458.00	\$26,542.00	\$458.00	\$0.00	\$26,542.00	\$458.00	\$458.00	\$0.00
28000 HERRAMIENTAS, REFACCIONES Y ACCESORIOS ME	\$107,500.00	-\$27,000.00	\$80,500.00	\$35,988.52	\$44,511.48	\$35,988.52	\$0.00	\$44,511.48	\$35,683.52	\$35,589.25	\$399.27
29100 HERRAMIENTAS MENORES	\$20,000.00	\$0.00	\$20,000.00	\$5,543.88	\$14,456.12	\$5,543.88	\$0.00	\$14,456.12	\$5,238.88	\$5,238.88	\$305.00
29101 HERRAMIENTAS MENORES	\$20,000.00	\$0.00	\$20,000.00	\$5,543.88	\$14,456.12	\$5,543.88	\$0.00	\$14,456.12	\$5,238.88	\$5,238.88	\$305.00
29200 REFACCIONES Y ACCESORIOS MENORES DE EDIFIC	\$40,000.00	-\$20,000.00	\$20,000.00	\$8,385.32	\$11,614.68	\$8,385.32	\$0.00	\$11,614.68	\$8,385.32	\$8,291.05	\$94.27
29201 REFACCIONES Y ACCESORIOS MENORES DE EDIFIC	\$40,000.00	-\$20,000.00	\$20,000.00	\$8,385.32	\$11,614.68	\$8,385.32	\$0.00	\$11,614.68	\$8,385.32	\$8,291.05	\$94.27
29300 REFACCIONES Y ACCESORIOS MENORES DE MOBI	\$4,000.00	-\$3,000.00	\$1,000.00	\$0.00	\$1,000.00	\$0.00	\$0.00	\$1,000.00	\$0.00	\$0.00	\$0.00
29301 REFACCIONES Y ACCESORIOS MENORES DE MOB.	\$4,000.00	-\$3,000.00	\$1,000.00	\$0.00	\$1,000.00	\$0.00	\$0.00	\$1,000.00	\$0.00	\$0.00	\$0.00
29400 REFACCIONES Y ACCESORIOS MENORES DE EQUIP	\$5,000.00	\$0.00	\$5,000.00	\$4,337.17	\$662.83	\$4,337.17	\$0.00	\$662.83	\$4,337.17	\$4,337.17	\$0.00
29401 REFACCIONES Y ACCESORIOS MENORES DE EQ. D	\$5,000.00	\$0.00	\$5,000.00	\$4,337.17	\$662.83	\$4,337.17	\$0.00	\$662.83	\$4,337.17	\$4,337.17	\$0.00
29600 REFACCIONES Y ACCESORIOS MENORES DE EQUIP	\$20,000.00	\$10,000.00	\$30,000.00	\$16,330.15	\$13,669.85	\$16,330.15	\$0.00	\$13,669.85	\$16,330.15	\$16,330.15	\$0.00
29601 REFACCIONES Y ACCESORIOS MENORES DE EQ. DI	\$20,000.00	\$10,000.00	\$30,000.00	\$16,330.15	\$13,669.85	\$16,330.15	\$0.00	\$13,669.85	\$16,330.15	\$16,330.15	\$0.00
29800 REFACCIONES Y ACCESORIOS MENORES DE MAQU	\$18,500.00	-\$14,000.00	\$4,500.00	\$1,392.00	\$3,108.00	\$1,392.00	\$0.00	\$3,108.00	\$1,392.00	\$1,392.00	\$0.00
29804 REFACCIONES Y ACCESORIOS MENORES DE SISTE	\$15,000.00	-\$14,000.00	\$1,000.00	\$0.00	\$1,000.00	\$0.00	\$0.00	\$1,000.00	\$0.00	\$0.00	\$0.00
29807 REFACCIONES Y ACCESORIOS DE HERRAMIENTAS	\$3,500.00	\$0.00	\$3,500.00	\$1,392.00	\$2,108.00	\$1,392.00	\$0.00	\$2,108.00	\$1,392.00	\$1,392.00	\$0.00
<b>30000 SERVICIOS GENERALES</b>	<b>\$5,052,709.39</b>	<b>\$1,220,020.17</b>	<b>\$6,272,729.56</b>	<b>\$4,088,827.94</b>	<b>\$2,183,901.62</b>	<b>\$4,089,733.44</b>	<b>\$19,084.50</b>	<b>\$2,202,996.12</b>	<b>\$4,007,949.94</b>	<b>\$3,831,595.39</b>	<b>\$238,138.05</b>
31000 SERVICIOS BÁSICOS	\$1,313,433.00	\$430,159.47	\$1,743,592.47	\$1,118,850.32	\$624,742.15	\$1,118,850.32	\$0.00	\$624,742.15	\$1,081,902.59	\$1,081,902.59	\$56,947.73
31100 ENERGÍA ELÉCTRICA	\$713,433.00	\$250,000.00	\$963,433.00	\$632,513.00	\$330,920.00	\$632,513.00	\$0.00	\$330,920.00	\$632,513.00	\$632,513.00	\$0.00
31101 SERVICIO DE ENERGÍA ELÉCTRICA	\$713,433.00	\$250,000.00	\$963,433.00	\$632,513.00	\$330,920.00	\$632,513.00	\$0.00	\$330,920.00	\$632,513.00	\$632,513.00	\$0.00
31300 AGUA	\$360,000.00	\$0.00	\$360,000.00	\$191,411.94	\$168,588.06	\$191,411.94	\$0.00	\$168,588.06	\$134,464.21	\$134,464.21	\$56,947.73
31301 SERVICIO DE AGUA POTABLE	\$360,000.00	\$0.00	\$360,000.00	\$191,411.94	\$168,588.06	\$191,411.94	\$0.00	\$168,588.06	\$134,464.21	\$134,464.21	\$56,947.73
31400 TELEFONÍA TRADICIONAL	\$230,000.00	\$130,000.00	\$360,000.00	\$289,978.01	\$70,021.99	\$289,978.01	\$0.00	\$70,021.99	\$289,978.01	\$289,978.01	\$0.00
31401 SERVICIO TELEFÓNICO TRADICIONAL	\$230,000.00	\$130,000.00	\$360,000.00	\$289,978.01	\$70,021.99	\$289,978.01	\$0.00	\$70,021.99	\$289,978.01	\$289,978.01	\$0.00

**Instituto Municipal De Arte Y Cultura de Tijuana (IMAC)**  
**BAJA CALIFORNIA**

**Estado del Ejercicio del Presupuesto por Capítulo del Gasto Al 30/sep/2017**

Fecha y 10/oct/2017

hora de Impresión 08:03 p.m.

Usr: jmjimenez  
Rep: rptEstadoPresupuestoEgresos

Objeto del Gasto	Aprobado	Ampliaciones / (Reducciones)	Presupuesto Vigente	Comprometido	Presupuesto Disponible para Comprometer	Devengado	Comprometido No Devengado	Presupuesto Sin Devengar	Ejercido	Pagado	Cuentas por Pagar Deuda
31500 TELEFONÍA CELULAR	\$0.00	\$50,159.47	\$50,159.47	\$0.00	\$50,159.47	\$0.00	\$0.00	\$50,159.47	\$0.00	\$0.00	\$0.00
31501 SERVICIOS DE TELEFONÍA CELULAR	\$0.00	\$50,159.47	\$50,159.47	\$0.00	\$50,159.47	\$0.00	\$0.00	\$50,159.47	\$0.00	\$0.00	\$0.00
31800 SERVICIOS POSTALES Y TELEGRÁFICOS	\$10,000.00	\$0.00	\$10,000.00	\$4,947.37	\$5,052.63	\$4,947.37	\$0.00	\$5,052.63	\$4,947.37	\$4,947.37	\$0.00
31801 SERVICIO POSTAL, TELÉGRAFO Y MENSAJERIA	\$10,000.00	\$0.00	\$10,000.00	\$4,947.37	\$5,052.63	\$4,947.37	\$0.00	\$5,052.63	\$4,947.37	\$4,947.37	\$0.00
32000 SERVICIOS DE ARRENDAMIENTO	\$300,000.00	-\$59,432.85	\$240,567.15	\$163,304.40	\$77,262.75	\$163,304.40	\$0.00	\$77,262.75	\$163,304.40	\$146,777.53	\$16,526.87
32300 ARRENDAMIENTO DE MOBILIARIO Y EQUIPO DE AD	\$200,000.00	\$0.00	\$200,000.00	\$138,364.40	\$61,635.60	\$138,364.40	\$0.00	\$61,635.60	\$138,364.40	\$121,837.53	\$16,526.87
32301 ARRENDAMIENTO DE MOBILIARIO Y EQ. DE ADMINI	\$200,000.00	\$0.00	\$200,000.00	\$138,364.40	\$61,635.60	\$138,364.40	\$0.00	\$61,635.60	\$138,364.40	\$121,837.53	\$16,526.87
OTROS ARRENDAMIENTOS	\$100,000.00	-\$59,432.85	\$40,567.15	\$24,940.00	\$15,627.15	\$24,940.00	\$0.00	\$15,627.15	\$24,940.00	\$24,940.00	\$0.00
OTROS ARRENDAMIENTOS	\$100,000.00	-\$59,432.85	\$40,567.15	\$24,940.00	\$15,627.15	\$24,940.00	\$0.00	\$15,627.15	\$24,940.00	\$24,940.00	\$0.00
33000 SERVICIOS PROFESIONALES, CIENTIFICOS, TECNI	\$1,051,888.04	\$438,681.64	\$1,490,569.68	\$1,097,060.35	\$393,509.33	\$1,084,792.85	\$12,267.50	\$405,776.83	\$1,084,618.85	\$1,025,983.99	\$58,808.86
33300 SERVICIOS DE CONSULTORÍA ADMINISTRATIVA, PF	\$90,000.00	\$7,400.00	\$97,400.00	\$46,414.80	\$50,985.20	\$46,414.80	\$0.00	\$50,985.20	\$46,414.80	\$6,414.80	\$40,000.00
33301 SERVICIOS DE CONSULTORÍA ADMINISTRATIVA Y PI	\$80,000.00	\$0.00	\$80,000.00	\$40,000.00	\$40,000.00	\$40,000.00	\$0.00	\$40,000.00	\$40,000.00	\$0.00	\$40,000.00
33302 SERVICIOS DE CONSULTORIA EN TECNOLOGIAS DE	\$10,000.00	\$7,400.00	\$17,400.00	\$6,414.80	\$10,985.20	\$6,414.80	\$0.00	\$10,985.20	\$6,414.80	\$6,414.80	\$0.00
33400 SERVICIOS DE CAPACITACIÓN	\$24,138.04	\$0.00	\$24,138.04	\$3,828.00	\$20,310.04	\$3,828.00	\$0.00	\$20,310.04	\$3,828.00	\$3,828.00	\$0.00
33401 SERVICIOS DE CAPACITACIÓN	\$24,138.04	\$0.00	\$24,138.04	\$3,828.00	\$20,310.04	\$3,828.00	\$0.00	\$20,310.04	\$3,828.00	\$3,828.00	\$0.00
33600 SERVICIOS DE APOYO ADMINISTRATIVO, TRADUCC	\$180,000.00	\$170,921.64	\$350,921.64	\$298,527.25	\$52,394.39	\$298,527.25	\$0.00	\$52,394.39	\$298,353.25	\$287,084.43	\$11,442.82
33602 SERVICIOS DE IMPRESIÓN	\$180,000.00	\$135,921.64	\$315,921.64	\$272,403.60	\$43,518.04	\$272,403.60	\$0.00	\$43,518.04	\$272,229.60	\$260,960.78	\$11,442.82
33604 OTROS SERVICIOS DE APOYO ADMINISTRATIVO	\$0.00	\$35,000.00	\$35,000.00	\$26,123.65	\$8,876.35	\$26,123.65	\$0.00	\$8,876.35	\$26,123.65	\$26,123.65	\$0.00
33800 SERVICIOS DE VIGILANCIA	\$57,750.00	\$24,000.00	\$81,750.00	\$59,793.28	\$21,956.72	\$54,980.78	\$4,812.50	\$26,769.22	\$54,980.78	\$54,980.78	\$0.00
33801 SERVICIO DE VIGILANCIA Y MONITOREO	\$57,750.00	\$24,000.00	\$81,750.00	\$59,793.28	\$21,956.72	\$54,980.78	\$4,812.50	\$26,769.22	\$54,980.78	\$54,980.78	\$0.00
33900 SERVICIOS PROFESIONALES, CIENTÍFICOS Y TÉCNI	\$700,000.00	\$236,360.00	\$936,360.00	\$688,497.02	\$247,862.98	\$681,042.02	\$7,455.00	\$255,317.98	\$681,042.02	\$673,675.98	\$7,366.04
33905 OTROS SERVICIOS PROFESIONALES, CIENTÍFICOS	\$700,000.00	\$236,360.00	\$936,360.00	\$688,497.02	\$247,862.98	\$681,042.02	\$7,455.00	\$255,317.98	\$681,042.02	\$673,675.98	\$7,366.04
34000 SERVICIOS FINANCIEROS, BANCARIOS Y COMERCI	\$291,000.00	-\$9,000.00	\$282,000.00	\$188,109.04	\$93,890.96	\$188,109.04	\$0.00	\$93,890.96	\$188,109.04	\$188,109.04	\$0.00
34100 SERVICIOS FINANCIEROS Y BANCARIOS	\$35,000.00	\$0.00	\$35,000.00	\$21,767.23	\$13,232.77	\$21,767.23	\$0.00	\$13,232.77	\$21,767.23	\$21,767.23	\$0.00
34101 INTERESES, COMISIONES Y SERVICIOS BANCARIOS	\$35,000.00	\$0.00	\$35,000.00	\$21,767.23	\$13,232.77	\$21,767.23	\$0.00	\$13,232.77	\$21,767.23	\$21,767.23	\$0.00
34500 SEGURO DE BIENES PATRIMONIALES	\$246,000.00	\$0.00	\$246,000.00	\$166,341.81	\$79,658.19	\$166,341.81	\$0.00	\$79,658.19	\$166,341.81	\$166,341.81	\$0.00
34501 SEGUROS DE BIENES PATRIMONIALES	\$246,000.00	\$0.00	\$246,000.00	\$166,341.81	\$79,658.19	\$166,341.81	\$0.00	\$79,658.19	\$166,341.81	\$166,341.81	\$0.00
34700 FLETES Y MANIOBRAS	\$10,000.00	-\$9,000.00	\$1,000.00	\$0.00	\$1,000.00	\$0.00	\$0.00	\$1,000.00	\$0.00	\$0.00	\$0.00
34701 FLETES Y MANIOBRAS	\$10,000.00	-\$9,000.00	\$1,000.00	\$0.00	\$1,000.00	\$0.00	\$0.00	\$1,000.00	\$0.00	\$0.00	\$0.00
35000 SERVICIOS DE INSTALACIÓN, REPARACIÓN, MANTI	\$323,000.00	\$39,200.00	\$362,200.00	\$124,603.73	\$237,596.27	\$124,603.73	\$0.00	\$237,596.27	\$124,603.73	\$122,602.73	\$2,001.00
35100 CONSERVACIÓN Y MANTENIMIENTO MENOR DE INM	\$100,000.00	\$0.00	\$100,000.00	\$11,040.00	\$88,960.00	\$11,040.00	\$0.00	\$88,960.00	\$11,040.00	\$11,040.00	\$0.00
CONS.Y MNTO. MENOR DE EDIFICIOS Y LOCALES	\$100,000.00	\$0.00	\$100,000.00	\$11,040.00	\$88,960.00	\$11,040.00	\$0.00	\$88,960.00	\$11,040.00	\$11,040.00	\$0.00
35200 INSTALACIÓN, REPARACIÓN Y MANTENIMIENTO DE	\$30,000.00	-\$24,000.00	\$6,000.00	\$1,238.88	\$4,761.12	\$1,238.88	\$0.00	\$4,761.12	\$1,238.88	\$1,238.88	\$0.00
35201 INSTALACIÓN, REPARACION Y MANTENIMIENTO DE	\$15,000.00	-\$10,000.00	\$5,000.00	\$1,238.88	\$3,761.12	\$1,238.88	\$0.00	\$3,761.12	\$1,238.88	\$1,238.88	\$0.00
35202 INSTALACIÓN, REPARACIÓN Y MANTENIMIENTO DE	\$15,000.00	-\$14,000.00	\$1,000.00	\$0.00	\$1,000.00	\$0.00	\$0.00	\$1,000.00	\$0.00	\$0.00	\$0.00

**Instituto Municipal De Arte Y Cultura de Tijuana (IMAC)**  
**BAJA CALIFORNIA**  
**Estado del Ejercicio del Presupuesto por Capítulo del Gasto Al 30/sep/2017**



Usr: jmjimenez  
 Rep: rptEstadoPresupuestoEgresos

Fecha y hora de Impresión | 10/oct/2017  
 06:03 p.m.

Objeto del Gasto	Aprobado	Ampliaciones / Reducciones	Presupuesto Vigente	Comprometido	Presupuesto Disponible para Comprometer	Devengado	Comprometido No Devengado	Presupuesto Sin Devengar	Ejercido	Pagado	Cuentas por Pagar Deuda	
35300	INSTALACIÓN, REPARACIÓN Y MANTENIMIENTO DE	\$15,000.00	-\$7,000.00	\$8,000.00	\$2,375.05	\$5,624.95	\$2,375.05	\$0.00	\$5,624.95	\$2,375.05	\$2,375.05	\$0.00
35301	INSTALACIÓN, REPARACIÓN Y MANTENIMIENTO DE	\$15,000.00	-\$7,000.00	\$8,000.00	\$2,375.05	\$5,624.95	\$2,375.05	\$0.00	\$5,624.95	\$2,375.05	\$2,375.05	\$0.00
35500	REPARACIÓN Y MANTENIMIENTO DE EQUIPO DE TR	\$80,000.00	\$10,000.00	\$90,000.00	\$68,872.81	\$21,127.19	\$68,872.81	\$0.00	\$21,127.19	\$68,872.81	\$66,871.81	\$2,001.00
35501	REPARACIÓN Y MANTENIMIENTO DE EQUIPO DE TR	\$80,000.00	\$10,000.00	\$90,000.00	\$68,872.81	\$21,127.19	\$68,872.81	\$0.00	\$21,127.19	\$68,872.81	\$66,871.81	\$2,001.00
35700	INSTALACIÓN, REPARACIÓN Y MANTENIMIENTO DE	\$18,000.00	\$30,200.00	\$48,200.00	\$1,160.00	\$47,040.00	\$1,160.00	\$0.00	\$47,040.00	\$1,160.00	\$1,160.00	\$0.00
35704	INSTALACIÓN, REPARACIÓN Y MANTENIMIENTO DE	\$16,000.00	\$0.00	\$16,000.00	\$0.00	\$16,000.00	\$0.00	\$0.00	\$16,000.00	\$0.00	\$0.00	\$0.00
35705	INSTALACIÓN, REPARACION Y MANTENIMIENTO DE	\$2,000.00	\$0.00	\$2,000.00	\$1,160.00	\$840.00	\$1,160.00	\$0.00	\$840.00	\$1,160.00	\$1,160.00	\$0.00
	INSTALACIÓN, REPARACIÓN Y MANTENIMIENTO DE	\$0.00	\$30,200.00	\$30,200.00	\$0.00	\$30,200.00	\$0.00	\$0.00	\$30,200.00	\$0.00	\$0.00	\$0.00
35800	SERVICIOS DE LIMPIEZA Y MANEJO DE DESECHOS	\$30,000.00	\$30,000.00	\$60,000.00	\$29,446.99	\$30,553.01	\$29,446.99	\$0.00	\$30,553.01	\$29,446.99	\$29,446.99	\$0.00
35801	SERVICIOS DE LIMPIEZA	\$30,000.00	\$30,000.00	\$60,000.00	\$29,446.99	\$30,553.01	\$29,446.99	\$0.00	\$30,553.01	\$29,446.99	\$29,446.99	\$0.00
35900	SERVICIOS DE JARDINERÍA Y FUMIGACIÓN	\$50,000.00	\$0.00	\$50,000.00	\$10,470.00	\$39,530.00	\$10,470.00	\$0.00	\$39,530.00	\$10,470.00	\$10,470.00	\$0.00
35902	SERVICIOS DE FUMIGACIÓN	\$50,000.00	\$0.00	\$50,000.00	\$10,470.00	\$39,530.00	\$10,470.00	\$0.00	\$39,530.00	\$10,470.00	\$10,470.00	\$0.00
36000	SERVICIOS DE COMUNICACION SOCIAL Y PUBLICID	\$111,000.00	\$9,280.00	\$120,280.00	\$13,920.00	\$106,360.00	\$13,920.00	\$0.00	\$106,360.00	\$13,920.00	\$13,920.00	\$0.00
36100	DIFUSIÓN POR RADIO, TELEVISIÓN Y OTROS MEDI	\$50,000.00	\$0.00	\$50,000.00	\$13,920.00	\$36,080.00	\$13,920.00	\$0.00	\$36,080.00	\$13,920.00	\$13,920.00	\$0.00
36101	SERVICIOS DE DIFUSIÓN INSTITUCIONAL	\$50,000.00	\$0.00	\$50,000.00	\$13,920.00	\$36,080.00	\$13,920.00	\$0.00	\$36,080.00	\$13,920.00	\$13,920.00	\$0.00
36200	DIFUSIÓN POR RADIO, TELEVISIÓN Y OTROS MEDI	\$35,000.00	\$0.00	\$35,000.00	\$0.00	\$35,000.00	\$0.00	\$0.00	\$35,000.00	\$0.00	\$0.00	\$0.00
36201	DIFUSIÓN POR RADIO, TELEVISIÓN Y OTROS MEDI	\$35,000.00	\$0.00	\$35,000.00	\$0.00	\$35,000.00	\$0.00	\$0.00	\$35,000.00	\$0.00	\$0.00	\$0.00
36300	SERVICIOS DE CREATIVIDAD, PREPRODUCCIÓN Y I	\$15,000.00	\$0.00	\$15,000.00	\$0.00	\$15,000.00	\$0.00	\$0.00	\$15,000.00	\$0.00	\$0.00	\$0.00
36301	SERVICIOS DE CREATIVIDAD, PREPRODUCCIÓN Y F	\$15,000.00	\$0.00	\$15,000.00	\$0.00	\$15,000.00	\$0.00	\$0.00	\$15,000.00	\$0.00	\$0.00	\$0.00
36600	SERVICIO DE CREACIÓN Y DIFUSIÓN DE CONTENID	\$10,000.00	\$9,280.00	\$19,280.00	\$0.00	\$19,280.00	\$0.00	\$0.00	\$19,280.00	\$0.00	\$0.00	\$0.00
36601	SERVICIO DE CREACIÓN Y DIFUSIÓN DE CONTENID	\$10,000.00	\$9,280.00	\$19,280.00	\$0.00	\$19,280.00	\$0.00	\$0.00	\$19,280.00	\$0.00	\$0.00	\$0.00
36800	OTROS SERVICIOS DE INFORMACIÓN	\$1,000.00	\$0.00	\$1,000.00	\$0.00	\$1,000.00	\$0.00	\$0.00	\$1,000.00	\$0.00	\$0.00	\$0.00
36901	OTROS SERVICIOS DE INFORMACIÓN	\$1,000.00	\$0.00	\$1,000.00	\$0.00	\$1,000.00	\$0.00	\$0.00	\$1,000.00	\$0.00	\$0.00	\$0.00
37000	SERVICIOS DE TRASLADO Y VIATICOS	\$174,005.08	\$267,758.53	\$441,763.61	\$316,750.65	\$125,012.96	\$309,923.65	\$6,827.00	\$131,839.96	\$309,510.85	\$309,510.85	\$412.80
37100	PASAJES AÉREOS	\$50,000.00	\$0.00	\$50,000.00	\$11,185.01	\$38,814.99	\$11,185.01	\$0.00	\$38,814.99	\$11,185.01	\$11,185.01	\$0.00
37101	PASAJES AÉREOS	\$50,000.00	\$0.00	\$50,000.00	\$11,185.01	\$38,814.99	\$11,185.01	\$0.00	\$38,814.99	\$11,185.01	\$11,185.01	\$0.00
37200	PASAJES TERRESTRES	\$3,000.00	\$4,000.00	\$7,000.00	\$2,836.88	\$4,163.12	\$2,836.88	\$0.00	\$4,163.12	\$2,836.88	\$2,836.88	\$0.00
37201	PASAJES TERRESTRES	\$3,000.00	\$4,000.00	\$7,000.00	\$2,836.88	\$4,163.12	\$2,836.88	\$0.00	\$4,163.12	\$2,836.88	\$2,836.88	\$0.00
37500	VIÁTICOS EN EL PAÍS	\$35,000.00	\$0.00	\$35,000.00	\$14,008.39	\$20,991.61	\$14,008.39	\$0.00	\$20,991.61	\$14,008.39	\$14,008.39	\$0.00
37501	VIÁTICOS EN EL PAÍS	\$15,000.00	\$0.00	\$15,000.00	\$8,310.39	\$6,689.61	\$8,310.39	\$0.00	\$6,689.61	\$8,310.39	\$8,310.39	\$0.00
37502	HOSPEDAJE EN EL PAÍS	\$20,000.00	\$0.00	\$20,000.00	\$5,698.00	\$14,302.00	\$5,698.00	\$0.00	\$14,302.00	\$5,698.00	\$5,698.00	\$0.00
37600	VIÁTICOS EN EL EXTRANJERO	\$33,053.40	\$7,833.53	\$40,886.93	\$15,310.83	\$25,576.10	\$15,310.83	\$0.00	\$25,576.10	\$14,898.03	\$14,898.03	\$412.80
37601	VIÁTICOS EN EL EXTRANJERO	\$15,000.00	\$7,833.53	\$22,833.53	\$15,310.83	\$7,522.70	\$15,310.83	\$0.00	\$7,522.70	\$14,898.03	\$14,898.03	\$412.80
37602	HOSPEDAJE EN EL EXTRANJERO	\$18,053.40	\$0.00	\$18,053.40	\$0.00	\$18,053.40	\$0.00	\$0.00	\$18,053.40	\$0.00	\$0.00	\$0.00
37900	OTROS SERVICIOS DE TRASLADO Y HOSPEDAJE	\$52,951.68	\$255,925.00	\$308,876.68	\$273,409.54	\$35,467.14	\$266,582.54	\$6,827.00	\$42,294.14	\$266,582.54	\$266,582.54	\$0.00

**Instituto Municipal De Arte Y Cultura de Tijuana (IMAC)**  
**BAJA CALIFORNIA**

**Estado del Ejercicio del Presupuesto por Capítulo del Gasto Al 30/sep/2017**



IMAC

Usu: jmjimenez

Rep: rptEstadoPresupuestoEgresos

Fecha y 10/oct/2017

hora de Impresión 06:03 p.m.

Objeto del Gasto	Aprobado	Ampliaciones / (Reducciones)	Presupuesto Vigente	Comprometido	Presupuesto Disponible para Comprometer	Devengado	Comprometido No Devengado	Presupuesto Sin Devengar	Ejercido	Pagado	Cuentas por Pagar Deuda
37901 OTROS SERVICIOS POR COMISIONES EN EL PAIS Y	\$20,000.00	-\$20,000.00	\$0.00	\$0.00	\$0.00	\$0.00	\$0.00	\$0.00	\$0.00	\$0.00	\$0.00
37902 PEAJES	\$7,951.68	\$0.00	\$7,951.68	\$2,564.00	\$5,387.68	\$2,564.00	\$0.00	\$5,387.68	\$2,564.00	\$2,564.00	\$0.00
37903 HOSPEDAJES Y PASAJES DE INVITADOS	\$25,000.00	\$275,925.00	\$300,925.00	\$270,845.54	\$30,079.46	\$264,018.54	\$8,827.00	\$36,906.46	\$264,018.54	\$264,018.54	\$0.00
38000 SERVICIOS OFICIALES	\$125,000.00	\$12,000.00	\$137,000.00	\$61,000.45	\$75,999.55	\$61,000.45	\$0.00	\$75,999.55	\$58,357.48	\$58,357.48	\$2,642.97
38100 GASTOS CEREMONIAL	\$20,000.00	\$0.00	\$20,000.00	\$1,259.90	\$18,740.10	\$1,259.90	\$0.00	\$18,740.10	\$1,259.90	\$1,259.90	\$0.00
38101 GASTOS CEREMONIALES	\$20,000.00	\$0.00	\$20,000.00	\$1,259.90	\$18,740.10	\$1,259.90	\$0.00	\$18,740.10	\$1,259.90	\$1,259.90	\$0.00
38200 GASTOS DE ORDEN SOCIAL Y CULTURAL	\$20,000.00	\$0.00	\$20,000.00	\$12,407.39	\$7,592.61	\$12,407.39	\$0.00	\$7,592.61	\$11,207.39	\$11,207.39	\$1,200.00
GASTOS DE ORDEN SOCIAL Y CULTURAL	\$20,000.00	\$0.00	\$20,000.00	\$12,407.39	\$7,592.61	\$12,407.39	\$0.00	\$7,592.61	\$11,207.39	\$11,207.39	\$1,200.00
38400 EXPOSICIONES	\$25,000.00	\$25,000.00	\$50,000.00	\$29,443.00	\$20,557.00	\$29,443.00	\$0.00	\$20,557.00	\$29,443.00	\$29,443.00	\$0.00
38401 EXPOSICIONES	\$25,000.00	\$25,000.00	\$50,000.00	\$29,443.00	\$20,557.00	\$29,443.00	\$0.00	\$20,557.00	\$29,443.00	\$29,443.00	\$0.00
38500 GASTOS DE REPRESENTACIÓN	\$60,000.00	-\$13,000.00	\$47,000.00	\$17,890.16	\$29,109.84	\$17,890.16	\$0.00	\$29,109.84	\$16,447.19	\$16,447.19	\$1,442.97
38501 REUNIONES DE TRABAJO	\$55,000.00	-\$13,000.00	\$42,000.00	\$13,947.16	\$28,052.84	\$13,947.16	\$0.00	\$28,052.84	\$12,504.19	\$12,504.19	\$1,442.97
38503 GASTOS DE REPRESENTACIÓN	\$5,000.00	\$0.00	\$5,000.00	\$3,943.00	\$1,057.00	\$3,943.00	\$0.00	\$1,057.00	\$3,943.00	\$3,943.00	\$0.00
39000 OTROS SERVICIOS GENERALES	\$1,363,383.27	\$91,373.38	\$1,454,756.65	\$1,005,229.00	\$449,527.65	\$1,005,229.00	\$0.00	\$449,527.65	\$1,003,623.00	\$904,431.18	\$100,797.82
39200 IMPUESTOS Y DERECHOS	\$30,000.00	-\$20,000.00	\$10,000.00	\$4,739.86	\$5,260.14	\$4,739.86	\$0.00	\$5,260.14	\$4,739.86	\$4,739.86	\$0.00
39201 IMPUESTOS Y DERECHOS	\$30,000.00	-\$20,000.00	\$10,000.00	\$4,739.86	\$5,260.14	\$4,739.86	\$0.00	\$5,260.14	\$4,739.86	\$4,739.86	\$0.00
39600 OTROS GASTOS POR RESPONSABILIDADES	\$5,000.00	\$11,373.38	\$16,373.38	\$9,544.86	\$6,828.52	\$9,544.86	\$0.00	\$6,828.52	\$9,544.86	\$9,544.86	\$0.00
39601 OTROS GASTOS POR RESPONSABILIDADES	\$5,000.00	\$11,373.38	\$16,373.38	\$9,544.86	\$6,828.52	\$9,544.86	\$0.00	\$6,828.52	\$9,544.86	\$9,544.86	\$0.00
39800 IMPUESTO SOBRE NÓMINAS Y OTROS QUE SE DER	\$401,915.00	\$0.00	\$401,915.00	\$202,108.00	\$199,807.00	\$202,108.00	\$0.00	\$199,807.00	\$202,108.00	\$168,733.00	\$33,375.00
39801 IMPUESTO SOBRE REMUNERACIONES AL TRABAJO	\$401,915.00	\$0.00	\$401,915.00	\$202,108.00	\$199,807.00	\$202,108.00	\$0.00	\$199,807.00	\$202,108.00	\$168,733.00	\$33,375.00
39900 OTROS SERVICIOS GENERALES	\$926,468.27	\$100,000.00	\$1,026,468.27	\$788,836.28	\$237,631.99	\$788,836.28	\$0.00	\$237,631.99	\$787,230.28	\$721,413.46	\$67,422.82
39904 OTROS SERVICIOS GENERALES	\$926,468.27	\$100,000.00	\$1,026,468.27	\$788,836.28	\$237,631.99	\$788,836.28	\$0.00	\$237,631.99	\$787,230.28	\$721,413.46	\$67,422.82
<b>40000 TRANSFERENCIAS, ASIGNACIONES, SUBSIDI</b>	<b>\$100,000.00</b>	<b>\$0.00</b>	<b>\$100,000.00</b>	<b>\$58,000.00</b>	<b>\$42,000.00</b>	<b>\$58,000.00</b>	<b>\$0.00</b>	<b>\$42,000.00</b>	<b>\$58,000.00</b>	<b>\$58,000.00</b>	<b>\$0.00</b>
44000 AYUDAS SOCIALES	\$100,000.00	\$0.00	\$100,000.00	\$58,000.00	\$42,000.00	\$58,000.00	\$0.00	\$42,000.00	\$58,000.00	\$58,000.00	\$0.00
44100 Ayudas sociales a personas	\$100,000.00	\$0.00	\$100,000.00	\$58,000.00	\$42,000.00	\$58,000.00	\$0.00	\$42,000.00	\$58,000.00	\$58,000.00	\$0.00
44103 OTRAS AYUDAS	\$100,000.00	\$0.00	\$100,000.00	\$58,000.00	\$42,000.00	\$58,000.00	\$0.00	\$42,000.00	\$58,000.00	\$58,000.00	\$0.00
<b>50000 BIENES MUEBLES, INMUEBLES E INTANGIBL</b>	<b>\$150,000.00</b>	<b>\$0.00</b>	<b>\$150,000.00</b>	<b>\$36,277.84</b>	<b>\$113,722.16</b>	<b>\$36,277.84</b>	<b>\$0.00</b>	<b>\$113,722.16</b>	<b>\$36,277.84</b>	<b>\$0.00</b>	<b>\$36,277.84</b>
51000 MOBILIARIO Y EQUIPO DE ADMINISTRACION	\$150,000.00	-\$16,000.00	\$134,000.00	\$36,277.84	\$97,722.16	\$36,277.84	\$0.00	\$97,722.16	\$36,277.84	\$0.00	\$36,277.84
51100 Muebles de oficina y estantería	\$70,000.00	-\$52,000.00	\$18,000.00	\$0.00	\$18,000.00	\$0.00	\$0.00	\$18,000.00	\$0.00	\$0.00	\$0.00
51101 MUEBLES DE OFICINA Y ESTANTERÍA	\$70,000.00	-\$52,000.00	\$18,000.00	\$0.00	\$18,000.00	\$0.00	\$0.00	\$18,000.00	\$0.00	\$0.00	\$0.00
51500 EQUIPOS DE CÓMPUTO Y DE TECNOLOGÍAS DE LA	\$50,000.00	\$60,000.00	\$110,000.00	\$36,277.84	\$73,722.16	\$36,277.84	\$0.00	\$73,722.16	\$36,277.84	\$0.00	\$36,277.84
EQUIPO DE CÓMPUTO Y DE TECNOLOGÍAS DE LA IA	\$50,000.00	\$60,000.00	\$110,000.00	\$36,277.84	\$73,722.16	\$36,277.84	\$0.00	\$73,722.16	\$36,277.84	\$0.00	\$36,277.84
51900 OTRO MOBILIARIO Y EQUIPO DE ADMINISTRACIÓN	\$30,000.00	-\$24,000.00	\$6,000.00	\$0.00	\$6,000.00	\$0.00	\$0.00	\$6,000.00	\$0.00	\$0.00	\$0.00
51901 OTROS MOBILIARIOS Y EQUIPOS DE ADMINISTRACI	\$30,000.00	-\$24,000.00	\$6,000.00	\$0.00	\$6,000.00	\$0.00	\$0.00	\$6,000.00	\$0.00	\$0.00	\$0.00
52000 MOBILIARIO Y EQUIPO EDUCACIONAL Y RECREATI	\$0.00	\$16,000.00	\$16,000.00	\$0.00	\$16,000.00	\$0.00	\$0.00	\$16,000.00	\$0.00	\$0.00	\$0.00



**Instituto Municipal De Arte Y Cultura de Tijuana (IMAC)**  
**BAJA CALIFORNIA**  
**Estado del Ejercicio del Presupuesto por Capítulo del Gasto Al 30/sep/2017**

Usu: jmjimenaz  
 Rep: rptEstadoPresupuestoEgresos

Fecha y 10/oct/2017  
 hora de Impresión 08:03 p.m.

Objeto del Gasto	Aprobado	Ampliaciones / (Reducciones)	Presupuesto Vigente	Comprometido	Presupuesto Disponible para Comprometer	Devengado	Comprometido No Devengado	Presupuesto Sin Devengar	Ejercido	Pagado	Cuentas por Pagar Deuda
52300 Cámaras fotográficas y de video	\$0.00	\$16,000.00	\$16,000.00	\$0.00	\$16,000.00	\$0.00	\$0.00	\$16,000.00	\$0.00	\$0.00	\$0.00
52301 CÁMARAS FOTOGRAFICAS Y DE VIDEO	\$0.00	\$16,000.00	\$16,000.00	\$0.00	\$16,000.00	\$0.00	\$0.00	\$16,000.00	\$0.00	\$0.00	\$0.00
<b>60000 INVERSION PÚBLICA</b>	<b>\$0.00</b>	<b>\$290,000.00</b>	<b>\$290,000.00</b>	<b>\$0.00</b>	<b>\$290,000.00</b>	<b>\$0.00</b>	<b>\$0.00</b>	<b>\$290,000.00</b>	<b>\$0.00</b>	<b>\$0.00</b>	<b>\$0.00</b>
61000 OBRA PUBLICA EN BIENES DE DOMINIO PUBLICO	\$0.00	\$290,000.00	\$290,000.00	\$0.00	\$290,000.00	\$0.00	\$0.00	\$290,000.00	\$0.00	\$0.00	\$0.00
61700 Instalaciones y equipamiento en construcciones	\$0.00	\$203,000.00	\$203,000.00	\$0.00	\$203,000.00	\$0.00	\$0.00	\$203,000.00	\$0.00	\$0.00	\$0.00
61701 INSTALACIONES Y EQUIPAMIENTO EN CONSTRUCC	\$0.00	\$203,000.00	\$203,000.00	\$0.00	\$203,000.00	\$0.00	\$0.00	\$203,000.00	\$0.00	\$0.00	\$0.00
61900 Trabajos de acabados en edificaciones y otros trabajos e	\$0.00	\$87,000.00	\$87,000.00	\$0.00	\$87,000.00	\$0.00	\$0.00	\$87,000.00	\$0.00	\$0.00	\$0.00
ACABADOS Y OTROS TRABAJOS ESPECIALIZADOS	\$0.00	\$87,000.00	\$87,000.00	\$0.00	\$87,000.00	\$0.00	\$0.00	\$87,000.00	\$0.00	\$0.00	\$0.00
<b>Total</b>	<b>\$33,426,000.00</b>	<b>\$1,208,917.63</b>	<b>\$34,634,917.63</b>	<b>\$31,262,834.42</b>	<b>\$3,382,083.11</b>	<b>\$20,177,697.46</b>	<b>\$11,076,236.96</b>	<b>\$14,467,320.07</b>	<b>\$20,080,608.36</b>	<b>\$19,326,630.60</b>	<b>\$861,766.96</b>

LIC. HAYDE ZAVALA LEYVA  
 DIRECTORA

C.P. MARTHA ROBI CARRILLO CISNEROS  
 SUBDIRECTORA ADMINISTRACIÓN Y FINANZAS

10